

CO₂ Incubators INCO 2



*Safe and precise control of CO₂,
humidity and temperature*

*Humidity control from 88%-97% rh – optional active
humidifying system adjustable from 40% to 97% rh*

*Working chamber including ventilation system, water trays as
well as all sensors sterilisable without problems*

Triple precision

For safe processes

Contamination? Not with us!





Stainless steel – the noble material

The new INCO 2 – this is fine-tuning to perfection: for absolutely reliable experimental procedures with a maximum of security and operating convenience.

The inner chamber of the INCO 2 consists exclusively of high-grade and fully recyclable stainless steel. The additional electropolishing of the chamber ensures particularly smooth and hygienic surfaces and therefore the greatest possible reduction in contamination risk. The outer casing is made mainly from sturdy textured stainless steel (except rear of zinc-plated steel) and is in accord with Memmert's holistic quality philosophy.


Bacteria-free through sterilisation function – disinfection is not sufficient!

Hygiene is fundamental in high-sensitivity applications with organic materials. For that reason the entire chamber, including the ventilation system, the water tank and all sensors can be sterilised at 160°C in a 4-hour programme. The infrared CO₂ sensor was specially designed by Memmert engineers to withstand without damage the 160°C sterilisation temperature over the entire 4-hour period. For safety reasons this function can only be operated by means of the Memmert STERICard in order to prevent unintentional activation.

The professional CO₂ – working for man and nature

CO₂-atmosphere up to 20%, accurate temperature control up to 45°C and humidity limit control up to 97% rh without condensation combine to create inside the INCO 2 a controlled and physiologically ideal environment for cell and tissue cultures growing in vitro.

3 sizes:
108 - 153 - 246 litre chamber volume




Uniformity inside the chamber

Chamber heating from all six sides, together with electronic humidity limit control, is mainly responsible for preventing condensation in the chamber. An aluminium heat-conducting jacket helps to ensure optimal temperature distribution and in addition serves as heat store in case of a temporary supply outage.

Despite the appreciably higher density of CO₂ compared with air, the turbulence-free chamber ventilation provides a uniformly homogeneous atmosphere.



A Memmert special: the chamber is made to 100% of high-grade stainless steel (Mat. 1.4301) and is additionally electropolished for maximum protection against dangerous contamination.



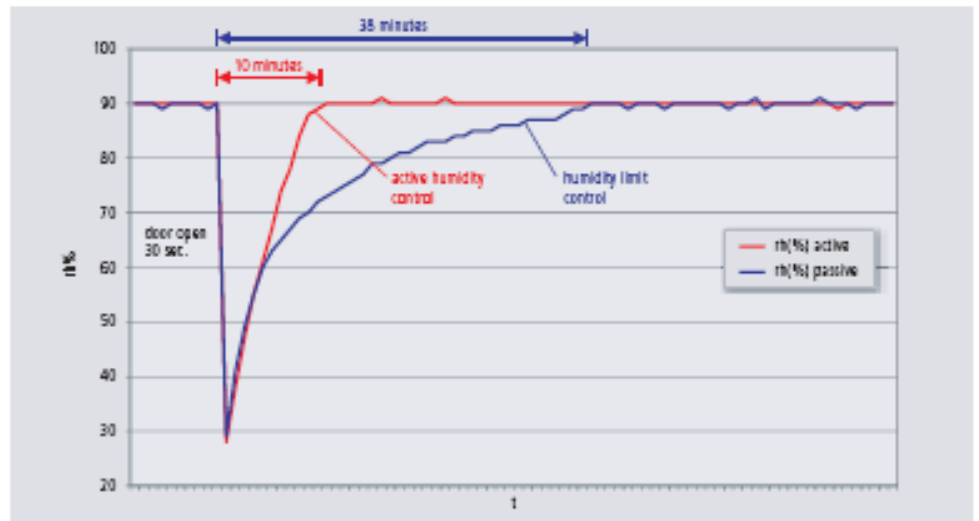
A Memmert special: the all-round heating is located below deep-drawn ribs which carry the anti-tipping stainless steel shelves and at the same time ensure optimal and particularly gentle heat transfer to the incubator load.

Active humidity control

In addition to CO₂ content, a stable and accurately adjustable humidity plays a decisive role in creating physiologically ideal ambient conditions for the incubator load.

Memmert offers the INCO 2 in two variants. As standard it is equipped with a humidity limit control by which the maximum relative humidity created by water dishes in the chamber can be reduced from 97% down to 88%. At extra charge an active humidification system can be incorporated, with controlled evaporation of water through a steam generator and sterile dry steam mixed into the air flow. This system offers an extended control range of 40% to 97% rH.

Your advantage: more useful volume, reduced contamination risk and short recovery time after opening the door.



The difference in humidity recovery time between humidity limit control and active humidity control (example: INCO 2/108).



There is no such thing as a little reliability!

The new INCO 2 is a model of reliability and accuracy. Innovations in control engineering ensure maximum security and reliability. And surprise: this breadth of functionality is obtained with even more convenience and ease of operation!

Convenience: made for you

The INCO 2 is easy to use:

- Clear, easy-to-clean underglass function display
- Memmert's unique feature: the push-turn control (patent applied for) for intuitive selection from the entire menu
- Feet with height adjustment as standard
- Auto start-up programme
- Automatic gas cylinder changeover
- Quick-release connectors on CO₂ intake, also for water supply on active humidity control
- Fully insulated stainless steel door and additional glass door



Accuracy: for regulated procedures

Technical features for faultless processes:

- Internal ventilation for turbulence-free and uniform distribution of CO₂, humidity and temperature
- Multifunctional fuzzy-supported control for exact setting and maintenance of temperature, humidity and CO₂ content
- Calibration facility for temperature, CO₂ and humidity on the actual controller
- Option (extra charge): up to three additional and freely positionable Pt100 sensors for indication on the display and recording in the document store
- Digitised NDIR CO₂ sensor with cyclic auto-zero function
- Compensation for atmospheric pressure errors through internal barometric pressure measurement

Documentation: for controlled quality

The basic outfit for professional quality assurance:


- Standard "Celsius" software for programming and documentation, also optional FDA-conforming software (extra charge)
- Internal ring memory for uninterrupted, long-term documentation fully protected against manipulation (approx. 3 months).
- RS232 interface (RS485 option without extra charge) for programming, storage, and printer interface for printing temperature processes



Security: of course!

Still more functions with no error:

- Integral auto-diagnostic system with visual and audible error indication
- Triple temperature monitor with mechanical temperature limiter (TB), electronic adjustable temperature monitor (TWW), as well as the Memmert ASF (Auto-Safety Function): two high-grade platinum sensors communicate with each other like a climbing team on a rope and secure uninterrupted faultless temperature control. The high-grade 4-wire circuit ensures precise transmission of the measurements.
- Audible signal on over- and undertemperature, over- and under-CO₂, open door and empty gas cylinder
- Option (extra charge): volt-free contacts on "combination error" and "setpoint reached"
- Option (extra charge): personal User-ID-Card for protection against unauthorised operation



Timer module


- 1 time indication (real-time)
- 2 text messages

Temperature module

- 11 heating
 - 12 sterilisation operation
 - 13 setpoint/actual temperature
- Temperature adjustment:
20 – 45°C (control range from
8°C above ambient temperature
up to 45°C)
 - variation (time):
±0.1°C max.
 - uniformity (spatial):
±0.3°C max.

CO₂ module

- 24 gas cylinder 1 (active)
 - 25 gas cylinder 2
 - 26 CO₂ setpoint/actual
- CO₂-concentration selection 0-20%
(adjustable in 0.1% steps)
 - variation (time)
±0.1% CO₂ max.
 - uniformity (spatial)
±0.3% CO₂ max.



Operating mode

- 3 normal operation
- 4 weekly timer*
- 5 printer
- 6 configuration
- 7 data manipulation prevented through
optional User-ID-Card (extra charge)
- 8 SET key
- 9 push-turn control
- 10 chip card reader for STERICard and
optional User-ID-Card

* Weekly timer programmable with
one ON and OFF time per weekday;
additional group function

Monitor module

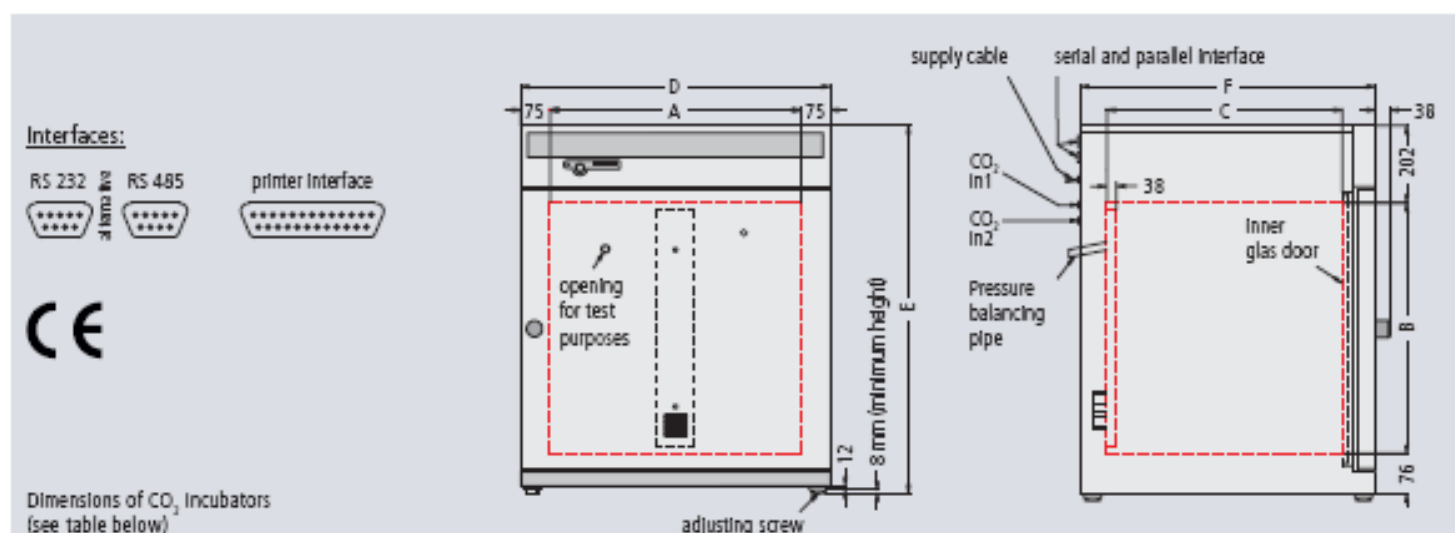
- 14 visual alarm
- 15 alarm limit
- 16 sounder
- 17 low alarm limit
- 18 automatic alarm limit (ASF)
- 19 temperature limiter
- 20 high alarm limit

Audible and visual alarm on temperature and
CO₂ out of limit, on door open longer than
2 minutes, and on other errors

Humidity module

- 21 setpoint/actual humidity
 - 22 water level in storage tank
 - 23 steam generation
- Humidity selection 40-97% rh with
active humidity control
 - Humidity selection 88-97% rh with
humidity limit control (selected in
1% steps)
 - variation (time)
±1% rh max.

Technical data, models and accessories for CO₂ Incubators INCO 2



Model sizes		INCO 2	108	153	246
Stainless steel Interior (deep-drawn, electropolished)	Volume	approx. l	108	153	246
	Width / Height / Depth (less 25 mm for air duct in the middle of the back wall) (A) / (B) / (C)	mm	560 / 480 / 400	480 / 640 / 500	640 / 640 / 600
	Provision for sliding stainless steel shelves resp. wire grid shelves half width / full width	number	- / 4	- / 6	2 x 6 / 6
Stainless steel exterior (rear zinc-plated steel)	Width (D)	mm	710	630	790
	Height (variable through adjustable feet) (E)	mm	778	938	938
	Depth (without door handle, depth of handle 38 mm) (F)	mm	550	650	750
	Fully insulated, heated stainless steel door		<input type="checkbox"/>	<input type="checkbox"/>	<input type="checkbox"/>
	Extra internal glass door		<input type="checkbox"/>	<input type="checkbox"/>	<input type="checkbox"/>
Ventilation	Uniform atmosphere and temperature distribution through enclosed non-turbulent ventilation system, fully covered by the sterilisation process		<input type="checkbox"/>	<input type="checkbox"/>	<input type="checkbox"/>
Temperature	Electronic microprocessor temperature controller with Pt100 and auto-diagnostic system		<input type="checkbox"/>	<input type="checkbox"/>	<input type="checkbox"/>
	Temperature sensors Pt100 Class A in 4-wire circuit for uninterrupted operation on failure of one Pt100 with warning indication		double	double	double
	Temperature range (during sterilisation the temperature is fixed at 160 °C – set value)	° C	from 20 ⁰ up to 45	from 20 ⁰ up to 45	from 20 ⁰ up to 45
	Temperature fluctuations with time (to DIN 58 945)	° C	≤ ± 0,1	≤ ± 0,1	≤ ± 0,1
	Temperature variation in chamber at 37 °C (to DIN 58 945)	° C	≤ ± 0,3	≤ ± 0,3	≤ ± 0,3
Sterilisation	STERICard for automatic chamber sterilisation cycle 4 h at 160 °C (not for sterilising the load!)		<input type="checkbox"/>	<input type="checkbox"/>	<input type="checkbox"/>
CO ₂	Digital electronic CO ₂ control with autozero, NDIR system and integrated gas cylinder change-over; with auto-diagnostic system and acoustic fault indication		<input type="checkbox"/>	<input type="checkbox"/>	<input type="checkbox"/>
	Setting accuracy	CO ₂	± 0,1 %	± 0,1 %	± 0,1 %
	Adjustment range	CO ₂	0 up to 20 %	0 up to 20 %	0 up to 20 %
Humidity	Capacitive humidity sensor (sterilisable)		<input type="checkbox"/>	<input type="checkbox"/>	<input type="checkbox"/>
	Standard water dishes	number	1	1	2
	Adjustable humidity limit control (88 – 97%) incl. digital indication and auto-diagnostic system with visual and acoustic fault indication (air supply via sterile filter) ensures rapid reaching of set humidity and short recovery times while avoiding condensate formation		<input type="checkbox"/>	<input type="checkbox"/>	<input type="checkbox"/>
Monitor	Microprocessor temperature monitor acting as overtemperature protection, with Pt100 incorporating fault diagnostics with visual and audible alarm		<input type="checkbox"/>	<input type="checkbox"/>	<input type="checkbox"/>
	Digital over- and under- temperature monitor		<input type="checkbox"/>	<input type="checkbox"/>	<input type="checkbox"/>
	Setpoint linked gliding automatic safety function (ASF)		<input type="checkbox"/>	<input type="checkbox"/>	<input type="checkbox"/>
	Relay for reliable heating cut-off in case of fault		<input type="checkbox"/>	<input type="checkbox"/>	<input type="checkbox"/>
	Mechanical temperature limiter (TB)		<input type="checkbox"/>	<input type="checkbox"/>	<input type="checkbox"/>
	Audible alarm: Over- and undertemperature, over- and under-CO ₂ , open door and empty gas cylinder		<input type="checkbox"/>	<input type="checkbox"/>	<input type="checkbox"/>
Timer functions	Real-time/weekly programmer with group function (e.g. every weekday)		<input type="checkbox"/>	<input type="checkbox"/>	<input type="checkbox"/>
Documentation	Internal documentation memory 1024 kB as ring memory for all setpoints, actual values, errors, settings with real-time and date; capacity approx. 3 months at 1 min intervals		<input type="checkbox"/>	<input type="checkbox"/>	<input type="checkbox"/>
	Parallel printer interface for printing documentation data, suitable for all PCL3-compatible Ink Jet printers		<input type="checkbox"/>	<input type="checkbox"/>	<input type="checkbox"/>
	„Celsius 2007“ software for control and documentation of temperature, CO ₂ and relative humidity		<input type="checkbox"/>	<input type="checkbox"/>	<input type="checkbox"/>

Model sizes		INCO 2	108	153	246
Setup	Calibration (no separate PC required): Temperature: 3-point calibration on controller CO ₂ : 3-point calibration at 5%, 10% and 15%, Auto-zero-function of NDIR CO ₂ -sensor upon switching on and cyclically every 24 h Humidity: 2-point calibration at 20% and 90%		<input type="checkbox"/>	<input type="checkbox"/>	<input type="checkbox"/>
	Setting of language for dialogue resp. display D / UK / E / F / I		<input type="checkbox"/>	<input type="checkbox"/>	<input type="checkbox"/>
Further data	Electrical load with electrical supply of 230 V ¹⁾ (±10%), 50/60 Hz	approx. W	1000	1500	2000
	Net weight / Gross weight	approx. kg	70 / 78	82 / 114	110 / 160
Standard accessories	2 connecting hoses with two quick-release couplings to 2 gas cylinders (automatic gas cylinder change over)		<input type="checkbox"/>	<input type="checkbox"/>	<input type="checkbox"/>
	Removable 4-part partitioning of interior with 4-part gas baffle		–	–	<input type="checkbox"/>
	Stainless steel sliding shelves (half width / full width)	number	– / 3 <input type="checkbox"/>	– / 3 <input type="checkbox"/>	6 <input type="checkbox"/> / –
	Shelf or wire grid shelf width (half width / full width)	approx. mm	560 (full width)	480 (full width)	300 / 640
	Shelf depth	approx. mm	300	400	500
	Stainless steel water dishes, electropolished	number	1 (full width)	1 (full width)	2 (half width)
	Width of dish	approx. mm	535 (full width)	455 (full width)	280 (half width)
	Depth of dish / height of dish	approx. mm	250 / 40	350 / 40	450 / 40
	Works calibration certificate (test point chamber centre at 37 °C)		<input type="checkbox"/>	<input type="checkbox"/>	<input type="checkbox"/>
Standard version	Incubator INCO 2		INC 108	INC 153	INC 246
Options	Active microprocessor control for humidifying and dehumidifying (40 – 97 % rh), ind. digital indication and auto-diagnostic system ensures even more rapid reaching of set humidity and very short recovery times while avoiding condensate formation; humidity supply with distilled water (from an external tank) by a self-priming pump; Integral bacteria block by generating hotsteam, dehumidifying via sterile filter; (standard humidity limit control and water dishes are omitted). Can only be ordered together with new incubator (no retrofitting possible)		K7	K7	K7
	Additional Pt100 temperature sensor, positioned flexibly in chamber or load, for local temperature measurement (up to 3 additional sensors are possible). The measured temperature can, if required, be indicated on the multifunction display, recorded in the integral ring store, and can be documented via the „Celsius 2007“ ²⁾ software or on an attached printer		H8(x)	H8(x)	H8(x)
	Reduction if 4-part partitioning of interior with gas baffle is omitted (replacement of 6 half-width shelves by 3 full-width wire grid shelves)		–	–	K4 ³⁾
	Extra stainless steel shelf, half width		–	–	E6(x)
	Extra stainless steel shelf, full width		E7(x)	E7(x)	–
	Extra wire grid shelf, full width		E3(x)	E3(x)	E3(x)
	Extra water dish		E2(x) (full width)	E2(x) (full width)	E2(x) (half width)
	Pressure reducing valve to DIN 8546, incl. gas cylinder monitor		H7	H7	H7
	Computer interface RS485 (for networking a maximum of 16 ovens) instead of interface RS232		○ / V2	○ / V2	○ / V2
	Connection cable for computer interface RS232 according to DIN 12 900-1		V6	V6	V6
	Potential-free contact (24 V/2 A) with socket to NAMUR NE 28 for external monitoring (setpoint of temperature and CO ₂ is reached)		H5	H5	H5
	Potential-free contact (24 V/2 A) with socket to NAMUR NE 28 for combined fault message of temperature and CO ₂ controller (e. g. supply failure, sensor fault or fuse)		H6	H6	H6
	Subframe (622 mm high) ⁵⁾		G5	G5	G5
	Subframe (130 mm high for 2 stacked incubators) ⁵⁾		G7	G7	G7
	Stacking version for 2 units of equal size (bottom unit modification)		G3	G3	G3
	Works calibration certificate for 5%, 10% and 15% CO ₂ (measured at 37 °C)		Z5	Z5	Z5
	Oven-linked authorisation card (User-ID-Card) prevents undesired manipulation by unauthorised third parties		V1	V1	V1
	IQ check list with works test data for incubator as support for validation by customer		Q1	Q1	Q1
	OQ check list including one free-selectable temperature distribution survey to DIN 12880 for 9 measuring points ⁶⁾ with works test data for CO ₂ and humidity as support for validation by customer		Q2	Q2	Q2
Software „Celsius 2007 FDA Edition“ ⁷⁾ Meets the requirements for the use of electronically stored data sets and electronic signatures as laid down in Regulation 21 CFR Part 11 of the US Food and Drug Administration (FDA)		Q3	Q3	Q3	
Start-up of INCO incubators and brief training ⁸⁾ (Germany only) through MEMMERT service. Requirement: incubator is at its final location and all services have been provided by the purchaser. (Applies only in connection with orders and payments for new units)		K9	K9	K9	

Subject to technical modifications

Standard model, basic specification

Special equipment at no extra cost

– not available

(x) Please specify quantity required after the order number

1) operating range from 8 °C above ambient

2) MEMMERT „Celsius 2007“ software has been tested for

Windows NT 4, 2000, XP and is in preparation for Windows Vista

3) requires Windows 2000 Professional or XP Professional

4) other voltages upon request

5) Screws for adjusting height are taken out

of the feet and moved into the subframe

6) Service not subject to any discount

7) Reduction of price

8) further temperature distribution surveys at extra cost

OUR PROGRAMME

mammart®

Universal ovens
Incubators
Hot air sterilisers
Ovens



Vacuum ovens



Peltier-cooled incubators
Compressor-cooled incubators
Cooled incubators



CO₂ incubators



Humidity chambers



Water and oil baths



For Quotations Contact:

Technical Equipment Sales Inc.

Colorado Office: (970) 674-1799

Arizona Office: (480) 816-1514

Website Address: www.techequipsales.com

Upon your request we
are pleased to send you
detailed brochures

Some of the illustrations in this publication include special accessories. We reserve the right of technical modifications. Dimensions are subject to confirmation.